



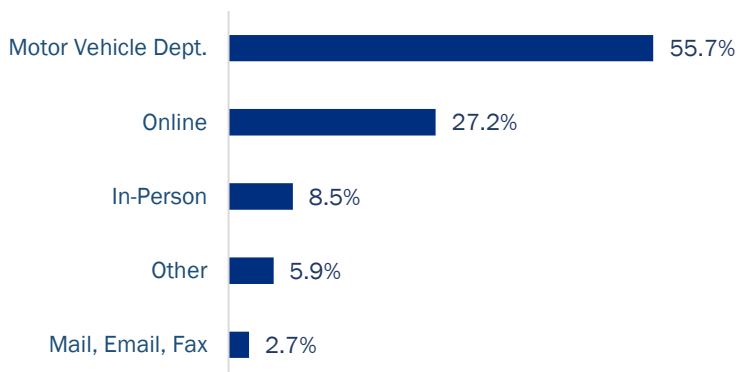
+ Voter Registration

Total Registered Voters as of Nov. 3, 2020¹
3,717,798

Registration Forms Received^{2*}
1,439,361

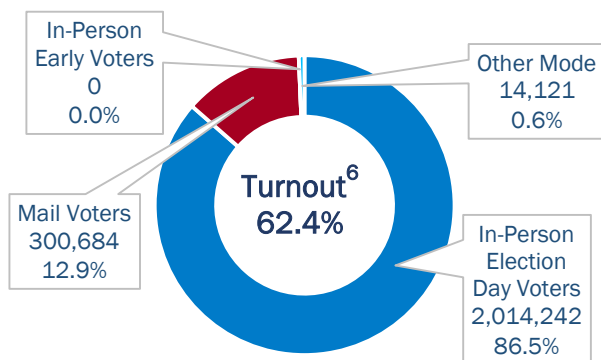
Total Confirmation Notices Sent^{3*}
--

Source of Registration Applications⁴



+ Voter Turnout

Voters Participating By Mode⁵

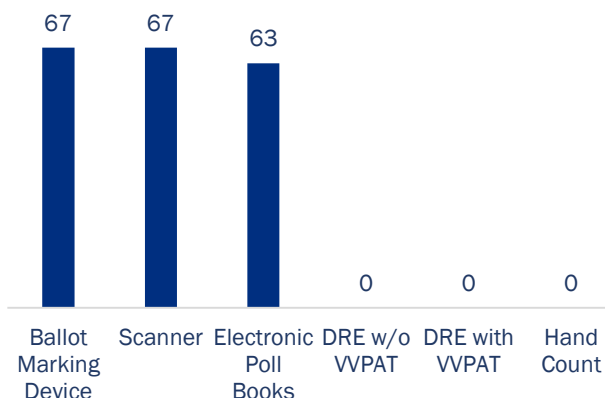


Turnout⁶
62.4%

Total Polling Locations:
Election Day:⁷ 1,976
Early Voting:⁸ 69

+ Election Technology

Technology Used by Jurisdictions⁹



+ Mail Balloting

Mail Ballots Transmitted¹⁰
170,616

Mail Ballots Returned¹¹
158,321 (92.8% of transmitted)

Mail Ballots Counted¹²
--

Mail Ballots Rejected¹³
--

Mail Voting Policies

- Excuse is required for mail voting¹⁴
- Does not conduct all-mail elections¹⁵
- Some voters can register as permanent absentee¹⁶

Notes

EAVS data and reports may be downloaded at www.eac.gov.

The data shown are certified as final by state election authorities. Responses of "Does not apply," "Data not available," and "Valid skip" are shown as zeroes or dashes. Percentages may not sum to 100% because of missing data or rounding.

* Close of registration for 2018 general election to close of registration for 2020 general election.

¹ A1a of EAVS.

² A3a of EAVS.

³ A8a of EAVS.

⁴ Mail, Email, Fax is A4a. In-Person is A4b. Online is A4c. Motor Vehicle Dept. is A4d. Other is the sum of A4e-A4i. Denominator is A3a.

⁵ In-Person Election Day Voters is F1b. Mail Voters is F1d+F1g. In-Person Early Voters is F1f. Other Mode is F1c+F1e+F1h. Denominator is sum of F1b-F1h.

⁶ F1a of EAVS. Denominator is citizen voting age population (CVAP).

⁷ D3a of EAVS.

⁸ D4a of EAVS.

⁹ F3a-d, F5a, F6a, F7a, F8a, and F11a of EAVS.

¹⁰ C1a of EAVS.

¹¹ C1b of EAVS.

¹² C3a of EAVS.

¹³ C4a of EAVS.

¹⁴ Q17 of Policy Survey.

¹⁵ Q18 and Q18a of Policy Survey.

¹⁶ Q19 of Policy Survey.