



## + Voter Registration

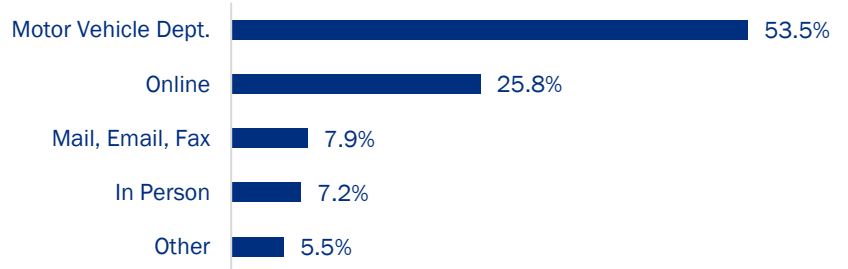
Active Reg. Voters as of Nov. 8, 2022<sup>1</sup>  
3,376,917

Reg. Forms Received<sup>2\*</sup>  
765,608

Total Confirmation Notices Sent<sup>3\*</sup>  
168,763

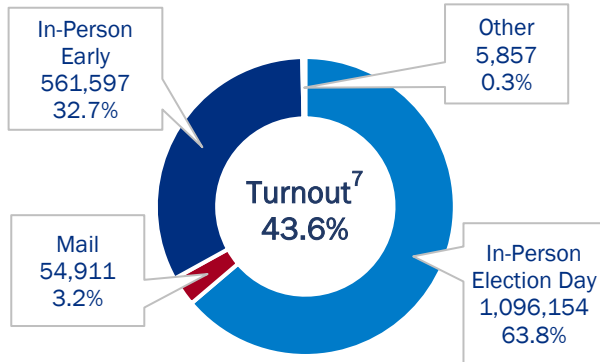
Voters Removed from Reg. Rolls<sup>4\*</sup>  
262,015

## Source of Registration Applications<sup>5</sup>



## + Voting and Turnout

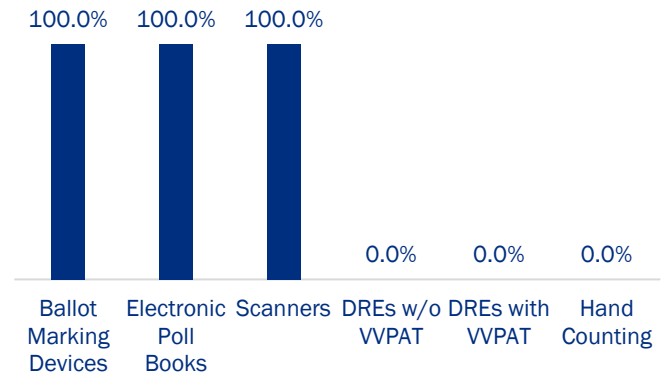
### Voters Participating By Mode<sup>6</sup>



Total Voting Locations<sup>8</sup>: 1,993  
Total Poll Workers<sup>9</sup>: 12,117

## + Election Technology

### Percentage of Jurisdictions Using...<sup>10</sup>



## + Mail Ballots

- 61,033 mail ballots transmitted<sup>11</sup>
- 92.7% of transmitted mail ballots returned by voters<sup>12</sup>
- 96.8% of returned mail ballots counted<sup>13</sup>
- 3.2% of returned mail ballots rejected<sup>14</sup>
- Did not conduct all-mail election<sup>15</sup>
- Did not allow drop boxes<sup>16</sup>
- Did not allow ballot curing<sup>17</sup>

## + Election Audits<sup>18</sup>

✓ Access audit	✓ Legal audit
– Ballot design audit	✓ Logic and accuracy testing
✓ Ballot reconciliation audit	✓ Post-election tabulation audit
✓ Compliance/procedural audit	✓ Other
– Eligibility audit	

### Notes

EAVS data and reports may be downloaded at [www.eac.gov/research-and-data/datasets-codebooks-and-surveys](http://www.eac.gov/research-and-data/datasets-codebooks-and-surveys).

Responses of “Does not apply,” “Data not available,” and “Valid skip” are shown as zeroes or dashes. Percentages may not sum to 100% because of missing data or rounding.

\* Close of registration for 2020 general election to close of registration for 2022 general election.

<sup>1</sup> A1b of EAVS.

<sup>2</sup> A3a of EAVS.

<sup>3</sup> A8a of EAVS.

<sup>4</sup> A9a of EAVS.

<sup>5</sup> Mail, Email, Fax is A4a/A3a. In Person is A4b/A3a. Online is A4c/A3a. Motor Vehicle Dept. is A4d/A3a. Other is the sum of A4e–A4l/A3a. May not sum to 100% because of missing data.

<sup>6</sup> In-Person Election Day is F1b. Mail is F1d+F1g. In-Person Early is F1f. Other is F1c+F1e+F1h.

<sup>7</sup> F1a of EAVS divided by citizen voting age population (CVAP).

<sup>8</sup> D2a of EAVS.

<sup>9</sup> D7a of EAVS.

<sup>10</sup> F3a–f, F5a–F9a of EAVS; number of jurisdictions that responded “Yes” divided by number of jurisdictions in state/territory.

<sup>11</sup> C1a of EAVS.

<sup>12</sup> C1b/C1a of EAVS.

<sup>13</sup> C8a/C1b of EAVS.

<sup>14</sup> C9a/C1b of EAVS.

<sup>15</sup> Q17 and Q17a of Policy Survey.

<sup>16</sup> Q19 of Policy Survey.

<sup>17</sup> Q20 of Policy Survey.

<sup>18</sup> Q36 of Policy Survey. See survey questionnaire for full definitions of each type of audit.