




RUTGERS

Disability and Voting Accessibility in the 2022 Elections

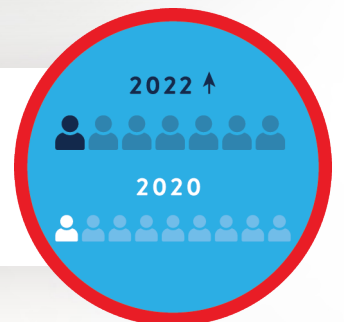
The **U.S. Election Assistance Commission (EAC)** - in partnership with Rutgers University - has released a new study examining the gaps and advancements in voter accessibility throughout the country. With a focus on voter accessibility in the 2022 election, Rutgers researchers compared the results to the same post-election surveys that were conducted in 2012 and 2020. The survey covers topics such as voter turnout, difficulties voting, assistance voting, voting methods, and treatment by election officials. These results shine a necessary light on the existing gaps between individuals with and without disabilities and the steps that must be taken by election officials to make voting more accessible.

Key Findings of the Report Include:

While turnout in 2022 increased among people with disabilities from 2018, they voted at a 1.5% lower rate overall than people without disabilities.



About one in seven voters with disabilities encountered difficulties voting in 2022, which was a slight increase from the one in nine voters with disabilities who encountered difficulties in 2020.



The likelihood of difficulties voting in person in 2022 was 20% among people with disabilities compared to 6% among people without disabilities. The likelihood of difficulties voting with a mail ballot was 6% among people with disabilities compared to less than 1% among people without disabilities.



One in five voters with a disability either needed assistance or had some difficulty in voting in 2022, which was three times the rate of voters without disabilities.




Voting difficulties were most common among people with vision and cognitive impairments.



Close to three-fifths of voters with disabilities voted with a mail ballot or early in person in 2022, compared to just over half of voters without disabilities. The shift in mail voting between 2020 and 2022 was similar between voters with and without disabilities.



Voters with disabilities reported similarly as voters without disabilities when it came to perceived treatment by election officials, confidence that their votes were accurately counted in 2022, and the extent to which they report following politics.



The full report can be found [here](#).

www.eac.gov/voting-accessibility